

Blue Prism

APD01 Exam

Blue Prism Certified Professional Developer Exam

Thank you for Downloading APD01 exam PDF Demo

Download Full Version:

<https://authorizedumps.com/apd01-exam/>

Version: 8.0

Question: 1

The following screen displays order details in a client's order system application. An order is entered into the Order number field and the details for that order are displayed. There is a requirement to read the Product code value from the resulting display. The Product code will vary between orders.



The screenshot shows a window titled "View order" with standard window controls (minimize, maximize, close). The main content area has a black background with green text. At the top, there is a text input field labeled "Order number" containing the value "222". Below this is a button labeled "Retrieve Order". The main display area shows the following order details:

Product code	BQT-38
Units ordered	975
Unit price	2.55
Total price	2486.25
Cost centre	S058
Date ordered	04/06/2016
Orderer	BP

The Product Code label has been successfully spied and the following attributes have been returned:

Element Details

Name

Description

Element Type Data Type

Attributes		Notes	
Name	Mat...	Match Type	Value
Window Text	<input checked="" type="checkbox"/>	= (Equal)	Product code
Visible	<input checked="" type="checkbox"/>	= (Equal)	True
Screen Visible	<input checked="" type="checkbox"/>	= (Equal)	True
Enabled	<input checked="" type="checkbox"/>	= (Equal)	True
Class Name	<input checked="" type="checkbox"/>	= (Equal)	WindowsForms10...
Y	<input type="checkbox"/>	= (Equal)	89
X	<input type="checkbox"/>	= (Equal)	12
Width	<input type="checkbox"/>	= (Equal)	72
Type Name	<input type="checkbox"/>	= (Equal)	
Screen Bounds	<input type="checkbox"/>	= (Equal)	RECT:215,314,327,2...
Parent Y	<input type="checkbox"/>	= (Equal)	200
Parent X	<input type="checkbox"/>	= (Equal)	200
Parent Window Text	<input type="checkbox"/>	= (Equal)	View order
Parent Width	<input type="checkbox"/>	= (Equal)	222

The Product Code value field has been spied and the following attribute set has been selected:

Element Details

Name

Description

Element Type Data Type

Attributes		Notes	
Name	Mat...	Match Type	Value
Y	<input checked="" type="checkbox"/>	Dynamic	89
Window Text	<input checked="" type="checkbox"/>	= (Equal)	BQT-38
Visible	<input checked="" type="checkbox"/>	= (Equal)	True
Screen Visible	<input checked="" type="checkbox"/>	= (Equal)	True
Enabled	<input checked="" type="checkbox"/>	= (Equal)	True
Class Name	<input checked="" type="checkbox"/>	= (Equal)	WindowsForms10...
X	<input type="checkbox"/>	Dynamic	89
Width	<input type="checkbox"/>	= (Equal)	45
Type Name	<input type="checkbox"/>	= (Equal)	
Screen Bounds	<input type="checkbox"/>	= (Equal)	RECT:292,314,327,3...
Parent Y	<input type="checkbox"/>	= (Equal)	200
Parent X	<input type="checkbox"/>	= (Equal)	200
Parent Window Text	<input type="checkbox"/>	= (Equal)	View order

In order to ensure a consistent match for the Screen Text – Product Code element, which of the following statements must be considered:

1. The Dynamic value of the Y attribute for the Screen Text – Product Code element must be derived from the Y attribute of the Label –Product Code element
2. The Y attribute of the Label –Product Code element cannot be derived as it is not checked
3. The Y attribute for the Screen Text – Product Code element must be set to a Match Type of 'Equal'
4. The Window Text attribute for the Screen Text – Product Code element must be set to a Match Type of 'Wildcard'

5. The Window Text attribute for the Screen Text – Product Code element must be un-checked

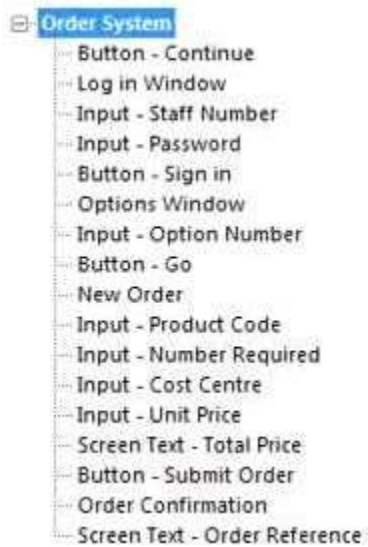
- A. 1 and 4
- B. 1, 2 and 5
- C. 3 and 4
- D. 1 and 5

Answer: D


Question: 2

Which of the following Application Models follow Blue Prism Best Practice:

- A. Option



- B. Option



C. Option



D. Option

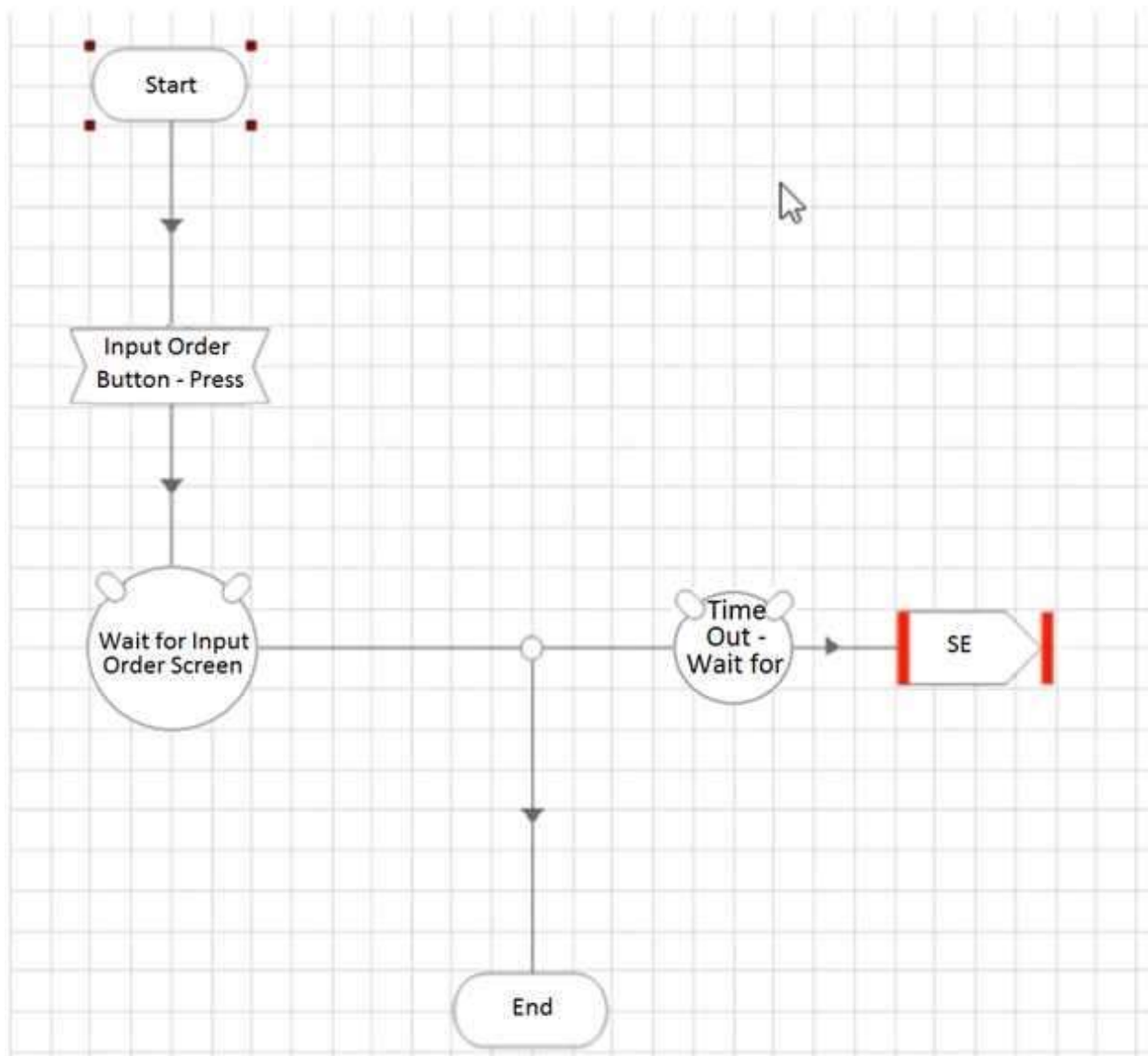


Answer: C

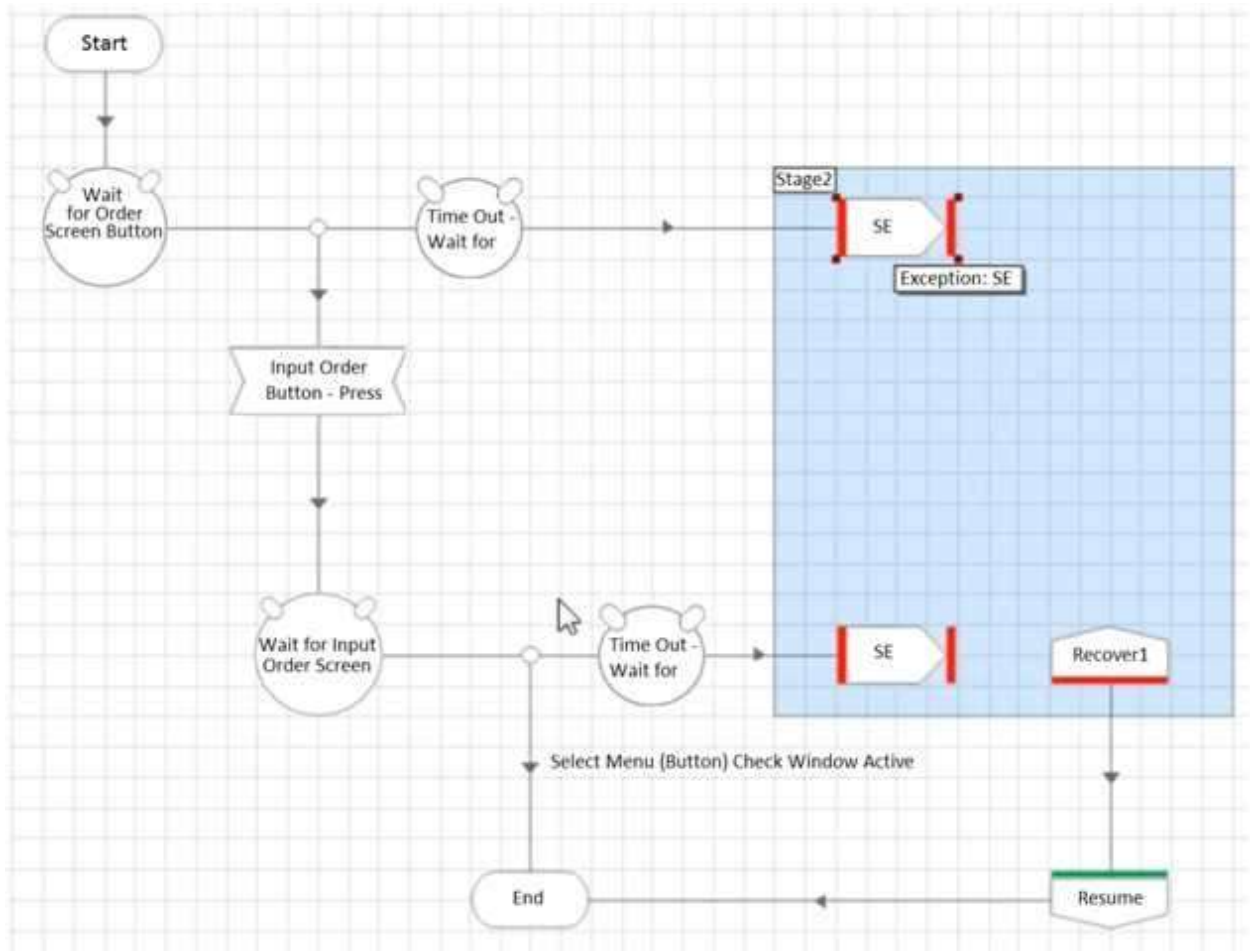
Question: 3

Which of the following four configurations depicts the best approach for an Action that has been built to select a button to navigate to an Input Order screen?

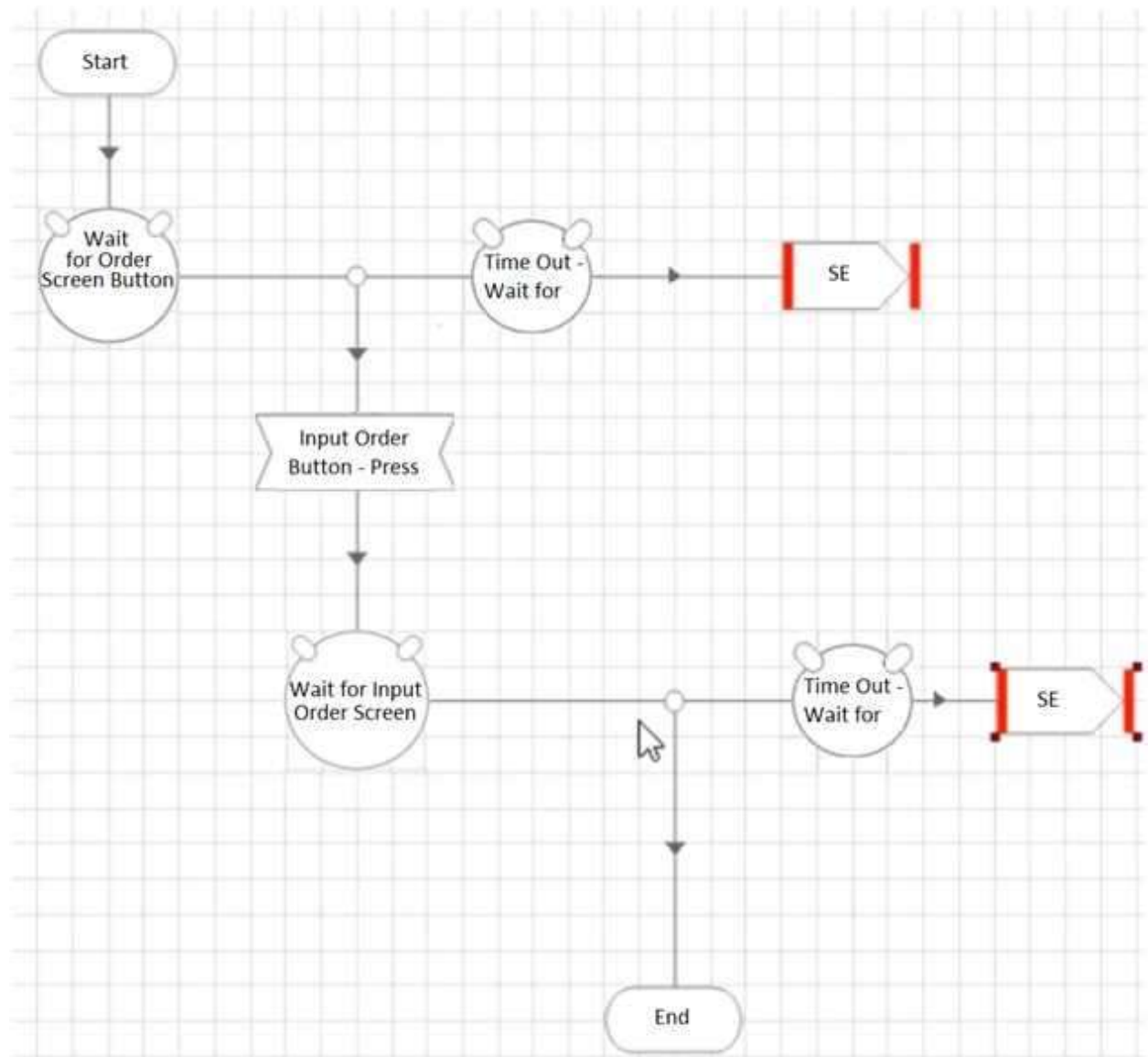
A. Option



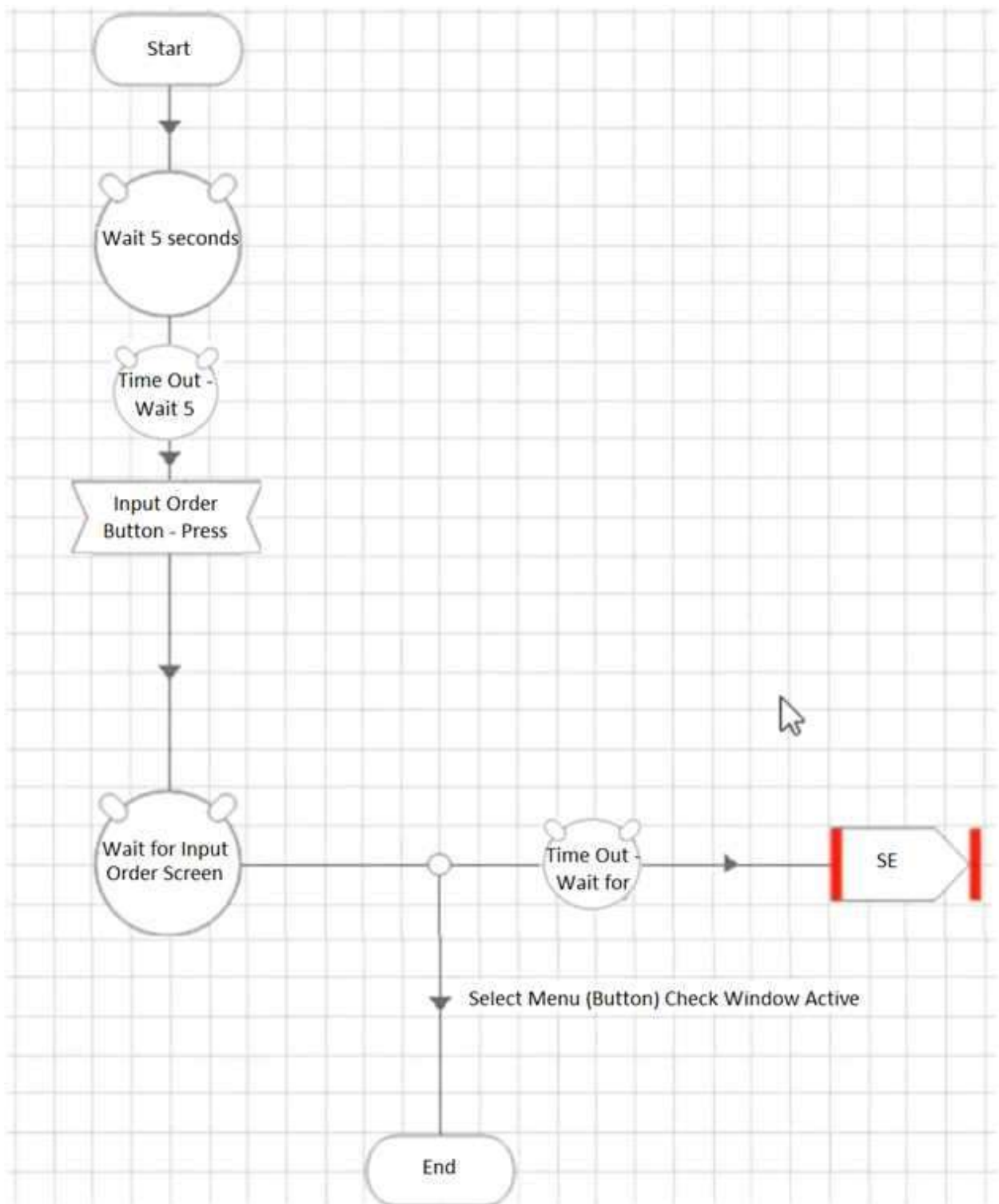
B. Option



C. Option



D. Option



Answer: A

Question: 4

A Process Definition Document, for a new process to open ISA accounts, specifies that the value "2008 Cash ISA" is to be entered into the Product Selection field of the following screen:

NATIONAL BANK PLC HOME RESUME LINKS ALBUMS REGISTER

Branch Platform HOME | LOGOUT

ISA Proposal Suite - Entry Form

Customer Number

Customer Name

Product Selection

Initial Deposit Required

Submit Proposal

NB

Proposal Entry Form

The Product Selection field is a drop down menu with the following options available:

2008 Cash ISA
2008 Eastern Funds ISA
2008 Gold Star ISA
2008 Sheltered ISA
2008 Gilt Bond ISA

According to Best Practice, which of the following design options are correct for populating the Product Selection field with the value 2008 Cash ISA:

- A. The Product Selection value should be hard coded as 2008 Cash ISA in the stage that will populate the field.
- B. A text data item, with an initial value of 2008 Cash ISA should be configured. This data item should be used as the input value to the stage that will populate the Product Selection field.
- C. An input parameter should be configured in the start stage allowing the calling process to determine what value to be populated into the Product Selection number field
- D. All of the above

Answer: C

Question: 5

A Process is fed cases to work from a spreadsheet held in a shared drive. The location of the shared drive is different between Development and Production environments. How should this be managed?

- A. During the build and test phase, hold the 'Development' path to the spreadsheet in a data item within a Process. When the Process is imported into Production it will be opened and the data item will be amended to hold the 'Production' path.
- B. During the build and test phase, hold the 'Development' path to the spreadsheet in a data item within a Process. Expose this data item as a Session Variable. When the Process is run in Production, this Session Variable value can be set in Control Room
- C. Hold the Path to the spreadsheet as an Environment Variable
- D. Pass the Path as a Startup Parameter when the process starts

Answer: B

Thank You for trying APD01 PDF Demo

To try our APD01 Full File visit link below

<https://authorizedumps.com/apd01-exam/>

Start Your APD01 Preparation

Use Coupon “authorize20” for extra 20% discount on the purchase of PDF File. Test your APD01 preparation with actual exam questions.